


ILLINOIS TECH



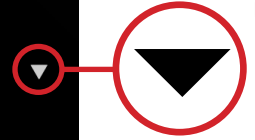
Click here for 360°
Image of Classroom



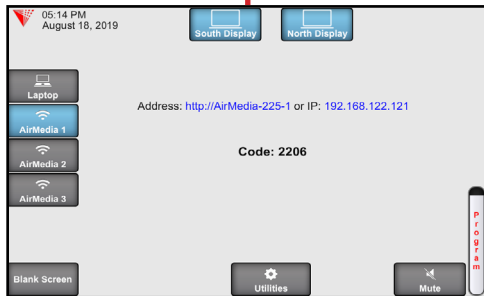
Power
On/Off



Volume
Up/Down



Input Options

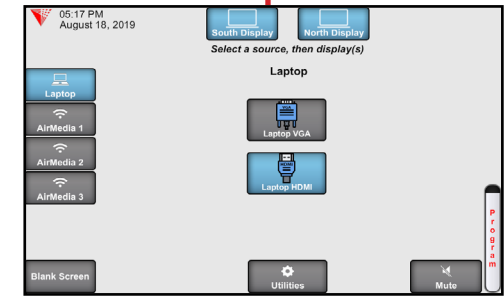


Wireless Presentation

Select the input, then the TV you would like to display to. Two devices can be displayed at a time.

Touch one of the Air Media button to display your personal device onto the TV screens. There are three wireless presentation devices in this room.



Install the air media app for wireless presentation on Windows, Mac, Android and iOS devices.



Laptop/Personal Devices

Select the input, then the TV you would like to display to. Two devices can be displayed at a time.

Touch the Laptop button to display your personal device onto the TV screens. VGA and Hdmi connections are available from the wall plate near the TV screens.

 +  to activate projector mode on windows computers when using VGA or Hdmi.